

Annual Water Quality Report

Canyon Lake Shores PWSID# TX0460019
2025



Dear Valued Customer,

The most important thing we do each and every day is provide clean, high-quality drinking water that you can trust. Texas Water Company remains focused on water quality and environmental stewardship.

Our 2025 Annual Consumer Confidence Report (CCR) includes the results of more than 5,960 water samples (about 94 tests per day), which were tested at state certified laboratories for over 200 water quality parameters.

We are pleased to report that the water quality results in our system meet all state and federal drinking water standards. Within this report, you'll find more details about your drinking water—where it comes from, what's done to protect and treat it, and the results of our water quality tests.

Texas Water Company recently completed its initial Lead Service Line Inventory, providing customers with transparency regarding service line materials in our system. This inventory is available online and serves as a key resource in our commitment to eliminating lead service lines.

We are also committed to the stewardship of our water resources—protecting our water sources, land and the environment for current and future generations. What we do here is extremely important, because it makes a real difference in the lives of the people and communities we serve, and critical to protecting public health.

The data from these tests is regularly reviewed for changes or trends, and any customer complaint is escalated for review by our Water Quality team. If you have questions or comments about your drinking water or this report, please contact our Customer Service team at 830-312-4600 or email customerservice@txwaterco.com.

In Service,

Aundrea Williams
President, Texas Water Company



2025 Water Quality Report



Texas Water Company (TWC) is pleased to present a summary of the quality of the water provided to you during the past year. This report meets the requirements of the Federal Safe Drinking Water Act, to report annually the details of where your water comes from, what it contains, and the risks that our water testing and treatment are designed to prevent.

Federal law allows water providers to make the annual water quality reports available online. Paper copies can be mailed to customers upon request. We will notify customers through, bill inserts, news releases, our website and social media any time a new water quality report has been posted to our website.

If you have any questions about this report, please call us at 830-312-4600 or email WaterQuality@txwaterco.com.

Este informe contiene información muy importante sobre su agua para beber. Favor de comunicarse Texas Water Company a 830-312-4600 para asistirlo en español. Se le está enviando este informe en conformidad con la Ley de Agua Potable Segura. Se alienta a los propietarios, negocios y escuelas a compartir este informe con los usuarios a los que no se cobra el agua en sus centros. Llame a nuestra oficina para obtener más copias sin costo.

Sources of tap water and bottled water include reservoirs, ponds, wells, and springs. As water travels over the surface of the land or through the ground, it can dissolve naturally occurring minerals and in some cases, radioactive materials, and pick up substances resulting from the presence of animals or from human activity, including:

- Viruses and bacteria, which may come from septic systems, livestock, or wildlife.
- Salts and metals, which can be natural or may result from storm water runoff and farming.
- Pesticides and herbicides, which may come from a variety of sources such as agriculture, urban storm water runoff, or farming.
- Organic chemicals, which originate from industrial processes, gas stations, storm runoff, and septic systems.
- Radioactive substances, which can be naturally occurring.

To ensure safe tap water, the U.S. Environmental Protection Agency (EPA) prescribes limits on these substances in water provided by public water systems.

Canyon Lake Shores sources water from Canyon Lake Reservoir, the Trinity Aquifer, and purchases from the Guadalupe-Blanco River Authority. The Texas Water Company implements a source protection plan.

For more details, visit Drinking Water Viewer at <https://dvw.tceq.texas.gov/>.

Drinking Water Regulation

To ensure that tap water is safe to drink, the U.S. Environmental Protection Agency (EPA) prescribes regulations limiting the amount of certain contaminants in water provided by public water systems. U.S. Food and Drug Administration (FDA) regulations establish limits for contaminants in bottled water, which must provide the same protection for public health. Drinking water, including bottled water, may reasonably be expected to contain at least small amounts of some contaminants. The presence of these contaminants does not necessarily indicate that the water poses a health risk.

The sources of drinking water (both tap water and bottled water) include rivers, lakes, streams, ponds, reservoirs, springs, and wells. As water travels over the surface of the land or through the ground, it can acquire naturally occurring minerals, in some cases radioactive material, and substances resulting from the presence of animals or from human activity. Substances that may be present in source water include:

Microbial Contaminants, such as viruses and bacteria, which may come from sewage treatment plants, septic systems, agricultural livestock operations, or wildlife;

Inorganic Contaminants, such as salts and metals, which can be naturally occurring or may result from urban stormwater runoff, industrial or domestic wastewater discharges, oil and gas production, mining, or farming;

Pesticides and Herbicides, which may come from a variety of sources such as agriculture, urban stormwater runoff, and residential uses;

Organic Chemical Contaminants, including synthetic and volatile organic chemicals, which are byproducts of industrial processes and petroleum production and which may also come from gas stations, urban stormwater runoff, and septic systems;

Radioactive Contaminants, which can be naturally occurring or may be the result of oil and gas production and mining activities.

Contaminants may be found in drinking water that may cause taste, color, or odor problems. These types of problems are not necessarily causes for health concerns. For more information on taste, odor, or color of drinking water, please contact our business office. For more information about contaminants and potential health effects, call the U.S. EPA's Safe Drinking Water Hotline at 800-426-4791.





AL = Action Level: The concentration of a contaminant that, if exceeded, triggers treatment or other requirements that a water system must follow.

RAA = Running Annual Average: The average of sample analytical results for samples taken at a particular monitoring location during the previous 4 calendar quarters. The RAA is used for direct comparison to the MCL.

MCL = Maximum Contaminant Level: The highest level of a contaminant that is allowed in drinking water. MCLs are set as close to the MCLGs as feasible using the best available treatment technology.

MCLG = Maximum Contaminant Level Goal: The level of a contaminant in drinking water below which there is no known or expected risk to health. MCLGs allow for a margin of safety.

MRDL = Maximum Residual Disinfectant Level: The highest level of a disinfectant allowed in drinking water. There is convincing evidence that addition of a disinfectant is necessary for control of microbial contaminants.

MRDLG = Maximum residual disinfectant Level Goal: The level of a drinking water disinfectant below which there is no known or expected risk to health. MRDLGs do not reflect the benefits of the use of the use of disinfectants to control microbial contamination.

NA = Not Applicable

ND = Not Detected

NTU = Nephelometric Turbidity Unit: A measure of water clarity.

ppm = parts per million, or milligrams per liter (mg/L)
This is equivalent to one second in 11.5 days.

ppb = parts per billion, or micrograms per liter (µg/L)
This is equivalent to one second in 32 years.

ppt = parts per trillion, or nanograms per liter

(ng/L) = This is equivalent to one second in 32,000 years.

pCi/L = picocuries per liter
(a measure of radioactivity)

PWSID: Public water supply identification number.

TT = Treatment Technique:
A required process intended to reduce the level of a contaminant in drinking water.

90th %ile = 90th percentile value: The calculated value that is equal to or greater than 90 percent of the individual sample concentrations for the water system. The 90th percentile value is used for direct comparison to the AL.

Terms and Abbreviations

These terms and abbreviations may appear in your report.

Understanding Your Report

Our water is monitored for many kinds of substances on a very strict sampling schedule, and the water we deliver must meet specific health standards. Here, we only show those substances that were detected in our water (a complete list of all our analytical results is available upon request). Remember that detecting a substance does not mean the water is unsafe to drink; our goal is to keep all detected substances below their respective maximum allowed levels. The state recommends monitoring for certain substances less than once per year because the concentrations of these substances do not change frequently. In these cases, the most recent sample data are included, along with the year in which the sample was taken. The percentage of Total Organic Carbon (TOC) removal was measured each month, and the system met all TOC removal requirements set (unless a TOC violation is noted in the Violation column).

The State recommends monitoring for certain substances less than once per year because the concentrations of these substances do not change frequently. In these cases, the most recent sample data are included, along with the year in which the sample was taken.

Regulated Substances									
Substance (Unit of Measure)	Year	MCL [MRDL]	MCLG [MRDLG]	Highest Detected Canyon Lake Shores	Range (Low- High) Canyon Lake Shores	Amount Detected GBRA	Range (Low-High) GBRA	Violation	Typical Source
Barium (ppm)	2025	2	2	0.0356	0.0183-0.0356	0.0255	0.0255	N	Discharge of drilling wastes; Discharge from metal refineries; Erosion of natural deposits.
Dalapon (ppb)	2025	200	200	2.4	0 - 2.4	NA	NA	N	Runoff from herbicide used on rights of way
Ethylbenzene (ppb)	2025	700	700	1	0 - 1	NA	NA	N	Discharge from petroleum refineries
Fluoride (ppm)	2025	4	4	0.39	0.39 - 2.34	0.2	0.19	N	Erosion of natural deposits; Water additive which promotes strong teeth; Discharge from fertilizer and aluminum factories.
Nitrate [measured as Nitrogen] (ppm)	2025	10	10	3.49	0 - 3.49	0.06	0.06	N	Runoff from fertilizer use; Leaching from septic tanks, sewage; Erosion of natural deposits.
Nitrate-Nitrite (ppm)	2025	10	10	0.05	0 - 0.05	NA	NA	N	Runoff from fertilizer use; Leaching from septic tanks, sewage; Erosion of natural deposits.
Xylenes (ppm)	2025	10	10	0.0049	0 - 0.0049	NA	NA	N	Discharge from petroleum factories; Discharge from chemical factories
Haloacetic Acids (HAA5), ppb at Entry Point	2025	60	0	NA	NA	23.9	23.9	N	Byproduct of drinking water disinfection
Total Trihalomethanes, (TTHM), ppm at Entry Point	2025	80	0	NA	NA	71.3	71.3	N	Byproduct of drinking water disinfection
Radiologicals									
Substance (Unit of Measure)	Year	MCL [MRDL]	MCLG [MRDLG]	Highest Detected Canyon Lake Shores	Range (Low-High) Canyon Lake Shores	Amount Detected GBRA	Range (Low-High) GBRA	Violation	Typical Source
Combined Radium 226/228 (pCi/L)	2025	5	0	1.46	0 - 1.46	NA	NA	N	Erosion of natural deposits
Gross alpha excluding radon and uranium (pCi/L)	2025	15	0	5.4	0 - 5.4	NA	NA	N	Erosion of natural deposits
Beta/Photon Emitters (pCi/L)	2019	50	0	4.8	0 - 4.8	NA	NA	N	Decay of natural and human-made deposits

TURBIDITY

Information statement: Turbidity is a measurement of the cloudiness of the water caused by suspended particles. We monitor it because it is a good indicator of water quality and the effectiveness of our filtration system and disinfectants. The Percentage of Total Organic Carbon (TOC) removal was measured each month and the system met all TOC removal requirements set, unless a TOC violation is noted in the violations section.

Analyte	Test Date	Violation Y/N	Highest Single Measurement Canyon Lake Shores		Highest Single Measurement GBRA	Federal/State Standard		Major Sources in Drinking Water
			Sybil Lightfoot	Park Shores		MCL/MRDL	MCLG/MRDLG	
Turbidity, NTU	Year 2025	Y*	0.19	2.0	0.09	TT < 1 NTU	N/A	Soil Runoff
% Turbidity samples in compliance with Std	Year 2025	Y*	100%	94%*	100%	TT=95% of samples ≤ 0.3 NTU	N/A	Soil Runoff

*Turbidity has no health effects. However, turbidity can interfere with disinfection and provide a medium for microbial growth. Turbidity may indicate the presence of disease-causing organisms. These organisms include bacteria, viruses, and parasites that can cause symptoms such as nausea, cramps, diarrhea and associated headaches. For more information please see page 10.

TOTAL ORGANIC CARBON

Analyte	Test Date	Violation Y/N	Highest Single Measurement Canyon Lake Shores	Range Canyon Lake Shores	Federal State Standard		Major Sources in Drinking Water
					MCL/MRDL	MCLG/MRDLG	
Carbon, Total (mg/L)	Year 2025	N	6.12	Range: 2.15-6.12	TT = 0	N/A	Naturally present in the environment

MICROBIOLOGICAL

Analyte	Test Date	Violation Y/N	Average	Range of Detection	Federal State Standard		Major Sources in Drinking Water
					MCL/MRDL	MCLG/MRDLG	
Coliform Bacteria (%)	Year 2025	N	0.0019	ND-0.023	>5% of monthly samples positive	0	Naturally present in the environment

DISINFECTANT AND DISINFECTION BYPRODUCTS

All public water systems in Texas are required to disinfect drinking water to ensure control of microbial contaminants. Disinfectants are water additives used to control microbes.

Compounds	Test Date	Violation Y/N	Detection Value	Range of Detection	Federal/State Standard		Major Source in Drinking Water	
					MCL/MRDL	MCLG/MRDLG		
Residual chlorine, ppm	Year 2025	N	1.39 avg.	0 - 3.5	4	4	Water additive used to control microbes	
Haloacetic Acids (HAA5), ppb	Year 2025	N	Location	Range	Highest LRAA	60	0	Byproduct of drinking water disinfection
			Dural Crest	14.4 - 93.2	43			
			Stallion Estates	19.2 - 124	50			
			Maryls	0 - 109	38			
Total Trihalomethanes (TTHMs), ppb	Year 2025	Y*	Location	Range	Highest LRAA	80	0	
			Dural Crest	50.1 - 238	119			
			Stallion Estates	49 - 257	123			
			Maryls	2.5 - 229	96			
			Lantana Ridge	56.2 - 259	129			

*Some people who drink water containing trihalomethanes in excess of the MCL over many years may experience problems with their liver, kidneys, or central nervous systems, and may have an increased risk of getting cancer. For more information please visit Page 11.

Some people who drink water containing Haloacetic acids in excess of the MCL over many years may have an increased risk of getting cancer.

Lead and Copper									
Analyte	Unit	MCL	Range of Detection		90th %ile Value	Sample Period	Sites Over AL	Violation (Y/N)	Typical Source
			Low	High					
Lead	ppb	AL = 15	0	5.4	2.0	2023-2025	0	N	Corrosion of household plumbing systems
Copper	ppm	AL = 1.3	0.008	0.156	0.085	2023-2025	0	N	Corrosion of household plumbing systems

Lead Health Effects Statement: Infants and children who drink water containing lead in excess of the action level could experience delays in their physical or mental development. Children could show slight deficits in attention span and learning abilities. Adults who drink this water over many years could develop kidney problems or high blood pressure.

Lead Service Line Inventory

At Texas Water Company, providing life sustaining, high-quality drinking water is our top priority. As part of our commitment to public health and regulatory compliance, we have completed an initial inventory of service line materials in accordance with the U.S. Environmental Protection Agency’s (EPA) Lead and Copper Rule Revisions (LCRR).

Our inventory, available at Texas Water Company’s Service Line Inventory Portal, located at <https://pws-ptd.120wateraudit.com/TexasWaterCompany>, identifies the material of service lines delivering water to homes and businesses. While Texas Water Company has not installed lead service lines, some older homes and buildings may have service lines constructed of lead or unknown materials.

What This Means for You


Through the federal Lead and Copper Rule Revisions (LCRR), Texas Water Company completed a comprehensive initial inventory of both utility-owned and customer-owned service line materials by October 2024, as required by the U.S. EPA and the Texas Commission on Environmental Quality (TCEQ).

Because Texas banned the use of lead in service line materials on July 1, 1988, properties constructed after that date have been classified as non-lead. For older properties, Texas Water Company reviewed historical records, construction dates, and system documentation to determine service line materials. Where records were insufficient, service lines were classified as unknown material.

Texas Water Company is continuing to investigate and verify unknown service lines through physical inspections and expanded lead and copper tap sampling. As materials are confirmed, the inventory and the public map will be updated. If your service line is identified as lead or unknown, you will receive a notification from Texas Water Company as required by the LCRR.

Steps You Can Take:

- **Look Up Your Service Line Material:** Visit <https://pws-ptd.120wateraudit.com/TexasWaterCompany> to check the material classification of your service line.
- **Help Us Improve Our Records:** If your service line is listed as “unknown,” submit photos or documentation through our online portal to help us refine our inventory.
- **Reduce Lead Exposure in Any Home:** Run your tap for 30 seconds to two minutes before drinking or cooking after water has been sitting for several hours, use a NSF/ANSI 53-certified filter rated for lead removal, clean faucet aerators regularly, and use cold water for cooking and baby formula.



To look up look up your property’s service line material classification, scan the code or visit <https://pws-ptd.120wateraudit.com/TexasWaterCompany>

For more information, visit the EPA’s Lead in Drinking Water page at epa.gov/lead or contact Texas Water Company at 830-312-4600 or email WaterQuality@txwaterco.com.

Educational Information on Lead & Copper

We believe it is important to provide you with information about the sources of lead and copper in drinking water and the health effects associated with them.

Major Sources of LEAD in Drinking Water:

Corrosion of household plumbing systems; erosion of natural deposits.

Health Effects Statement: Exposure to lead in drinking water can cause serious health effects in all age groups. Infants and children can have decreases in IQ and attention span. Lead exposure can lead to new learning and behavior problems or exacerbate existing learning and behavior problems. The children of women who are exposed to lead before or during pregnancy can have increased risk of these adverse health effects. Adults can have increased risks of heart disease, high blood pressure, kidney or nervous system problems.

Lead can cause serious health problems, especially for young children and pregnant women. Lead in drinking water is primarily from materials and components associated with service lines and home plumbing. Texas Water Company is responsible for providing high quality drinking water and removing lead pipes, but cannot control the variety of materials used in plumbing components in your home.

You share the responsibility for protecting yourself and your family from the lead in your home plumbing.

You can take responsibility by identifying and removing lead materials within your home plumbing and taking steps to reduce your family's risk. Before drinking tap water, flush your pipes for several minutes by running your tap, taking a shower, doing laundry or a load of dishes. You can also use a filter certified by an American National Standards Institute accredited certifier to reduce lead in drinking water.

Texas Water Company fully complies with the U.S. EPA requirements regarding sampling for lead in drinking water. We provide documentation to the The Texas Commission on Environmental Quality to demonstrate our results.

If you are concerned about lead in your water and wish to have your water tested, please call us at 830-312-4600 or email WaterQuality@txwaterco.com.



Major Sources of COPPER in Drinking Water:

Corrosion of household plumbing systems; erosion of natural deposits; leaching from wood preservatives.

Health Effects Statement: Copper is an essential nutrient, but some people who drink water containing copper in excess of the action level over a relatively short amount of time could experience gastrointestinal distress. Some people who drink water containing copper in excess of the action level over many years could suffer liver or kidney damage. People with Wilson's Disease should consult their personal doctor.

If you are concerned about elevated lead or copper levels, you may wish to have your water tested. Running your tap for 30 seconds to two minutes before use will significantly reduce the levels of lead and copper in the water. Additional information is available from the U.S. Environmental Protection Agency's Safe Drinking Water Hotline website <https://www.epa.gov/ground-water-and-drinking-water/safe-drinking-water-hotline>.

For information on the levels of lead and copper detected in your drinking water system, please refer to the table in this water quality report.

Information on lead in drinking water, testing methods, and steps you can take to minimize exposure is available at <http://www.epa.gov/safewater/lead>.

Violation Notices

These incidents were not classified as emergencies; however, we believe in keeping our customers informed.

Operational Evaluation (OEL) Reporting Violation – TTHM

During the February–May 2025 compliance period, the Canyon Lake Shores system failed to submit a required Operational Evaluation Level (OEL) report for total trihalomethanes (TTHMs) within the regulatory timeframe. An Operational Evaluation is required when disinfection byproduct levels reach early warning thresholds and is intended to identify actions to prevent future Maximum Contaminant Level (MCL) violations.

Corrective Actions

Texas Water Company determined that this violation resulted from deficiencies in internal compliance tracking and escalation procedures. In response, the system implemented corrective actions including:

- Strengthening compliance tracking and deadline management processes
- Establishing formal review and escalation protocols for regulatory reporting
- Increasing management oversight of monitoring and reporting requirements

These improvements are designed to ensure all required reports are completed and submitted within regulatory timeframes.

The required report has been completed, and the system has returned to compliance with reporting requirements.

Turbidity Treatment Technique Violation

In July 2025, the Park Shores Water Treatment Plant system experienced turbidity exceedances during a storm event, including both a single combined filter effluent exceedance and a monthly performance exceedance under surface water treatment rules.

Turbidity is a measure of the cloudiness of water and is used to indicate the effectiveness of the filtration process.

Health Effects Information

Turbidity has no direct health effects. However, turbidity can interfere with disinfection and may provide a medium for microbial growth.

Corrective Actions

- The exceedances were associated with rapidly changing source water conditions, including elevated turbidity and organic material. Texas Water Company evaluated treatment performance and implemented improvements including:
- Strengthening compliance tracking and deadline management processes
- Establishing formal review and escalation protocols for regulatory reporting
- Increasing management oversight of monitoring and reporting requirements

These actions have improved treatment stability and strengthened the system's ability to maintain consistent turbidity performance.

Treatment performance has since stabilized, and the system has returned to compliance with turbidity requirements.

Violation Notices

These incidents were not classified as emergencies; however, we believe in keeping our customers informed.

Public Notice – Reporting Violation

In July 2025, the Canyon Lake Shores system failed to complete required public notification and/or submit certification of public notification to the Texas Commission on Environmental Quality (TCEQ) for drinking water violations issued to the system.

State rules require that when a violation occurs, the system must notify customers and provide documentation of that notification to TCEQ within specified timeframes. Failure to do so is considered a reporting violation.

Health Effects Information

This violation was related to public notification requirements and did not involve the quality of the drinking water itself.

Corrective Actions

Texas Water Company reviewed its notification and reporting processes and implemented improvements to ensure compliance with public notice requirements, including:

- Strengthening internal tracking of public notice deadlines
- Improving documentation and certification procedures
- Increasing oversight of regulatory reporting requirements

The required public notice was issued, and the system returned to compliance with public notification requirements

Violation Notices

These incidents were not classified as emergencies; however, we believe in keeping our customers informed.

Total Trihalomethanes (TTHM) MCL Violation

During the third and fourth quarters of 2025, the Canyon Lake Shores system exceeded the Maximum Contaminant Level (MCL) for total trihalomethanes (TTHMs). The locational running annual average (LRAA) at one or more monitoring locations was above the MCL of 0.080 mg/L.

TTHMs are disinfection byproducts that form when chlorine reacts with naturally occurring organic material in the water.

Health Effects Information

Some people who drink water containing trihalomethanes in excess of the MCL over many years may experience problems with their liver, kidneys, or central nervous systems, and may have an increased risk of getting cancer.

This was not an acute event. The standard is based on long-term exposure, and this exceedance was identified through routine compliance monitoring.

Corrective Actions

Texas Water Company conducted a comprehensive evaluation of system conditions and identified contributing factors including elevated water age, increased organic material in the source water, and treatment optimization needs. Corrective actions include:

- Increasing flushing to reduce water age in the distribution system
- Improving storage tank cycling and turnover
- Enhancing monitoring of disinfectant residuals and TTHM trends
- Adjusting treatment processes to better control disinfection byproduct formation

The system has also implemented early warning thresholds and expanded operational oversight to support proactive response. These actions are designed to reduce TTHM formation and support consistent compliance.



Water Quality Guidance

Special Populations

Infants and children who drink water containing lead in excess of the action level could experience delays in their physical or mental development. Children could show slight deficits in attention span and learning abilities. Adults who drink this water over many years could develop kidney problems or high blood pressure.

You may be more vulnerable than the general population to certain microbial contaminants, such as cryptosporidium, in drinking water. Infants, some elderly, or immunocompromised persons such as those undergoing chemotherapy for cancer; those who have undergone organ transplants; those who are undergoing treatment with steroids; and people with HIV/AIDS or other immune system disorders can be particularly at risk from infections.

You should seek advice about drinking water from your physician or health care provider.

Additional guidelines on appropriate means to lessen the risk of infection by cryptosporidium are available from the Safe Drinking Water Hotline at 800-426-4791.

Nitrate

Nitrate as Nitrogen (Nitrate-N) in drinking water at levels above 10 mg/L is a health risk for infants of less than six months of age. Such Nitrate-N levels in drinking water can interfere with the capacity of the infant's blood to carry oxygen, resulting in a serious illness; symptoms include shortness of breath and blueness of the skin. Nitrate-N levels above 10 mg/L may also affect the ability of the blood to carry oxygen in other individuals, such as pregnant women and those with certain specific enzyme deficiencies. If you are caring for an infant, or you are pregnant, you should seek advice from your health care provider.

Fluoride

Fluoride may help prevent tooth decay if administered properly to children, but can be harmful in excess. U.S. Department of Health and Human Services recommend a level of 0.7 ppm.

Educational Information About Lead and Copper

The table represented in this report provides information on the levels of lead and copper detected in your drinking water system. For general information on lead and copper, please refer to the Educational Information on Lead & Copper section of this CCR for additional information.

What We Test For

Per the Safe Drinking Water Act, Texas Water Company is required to test for the following:

If a substance of concern is found to be in any of the samples that we collect, the detected level will be reported in the water quality tables in the previous section(s) along with the detected range and the typical way that the substance may be introduced to a drinking water supply. If results are not indicated in the data tables, that is because the substance was not detected in the water during the most recent sampling event.

INORGANIC CONSTITUENTS

- Antimony
- Arsenic
- Barium
- Beryllium
- Cadmium
- Chloride
- Chromium
- Cyanide
- Fluoride
- Mercury
- Nickel
- Nitrate
- Nitrite
- Selenium
- Silver
- Sodium
- Sulfate
- Thallium

VOLATILE ORGANIC COMPOUNDS

- 1,1,1,2-Tetrachloroethane
- 1,1,1-Trichloroethane
- 1,1,2,2-Tetrachloroethane
- 1, 1,2-Trichloroethane
- 1, 1-Dichloroethane
- 1,1-Dichloroethylene
- 1,1-Dichloropropene
- 1,2,3-Trichloropropane
- 1,2,4-Trichlorobenzene
- 1,2,4-Trimethylbenzene
- 1,2-Dichlorobenzene
- 1,2-Dichloroethane
- 1,2-Dichloropropane
- 1,3,5-Trimethylbenzene
- 1,3-Dichlorobenzene
- 1,3-Dichloropropane
- 1,3-Dichloropropene
- 1,4-Dichlorobenzene
- 2,2-Dichloropropane
- Benzene
- Bromobenzene
- Bromodichloromethane
- Bromoform
- Bromomethane
- Carbon Tetrachloride
- Chlorobenzene
- Chloroethane
- Chloroform
- Chloromethane
- Cis-1,2-Dichloroethylene
- Dibromochloromethane
- Dibromomethane
- Dichloromethane
- Ethylbenzene
- Methyl tert-butyl ether
- M-Xylene Naphthalene
- N-Butylbenzene
- N-Pro pylbe nzene
- O-Ch lorotol uene
- O-Xylene
- P-Chlorotoluene
- P-Xylene Styrene
- Tetrachloroethylene
- Toluene
- Trans,1
2-Dichloroethylene
- Trichloroethylene
- Vinyl Chloride

SYNTHETIC ORGANIC COMPOUNDS

- 1,2-Dibromo-3-Chloropropane
- 2,4,5-TP
- 2,4-D
- 3-Hydroxycarbofuran
- Aldicarb
- Aldicarb Sulfone
- Aldicarb Sulfoxide
- Aldrin
- Atrazine
- Benzo(a)pyrene
- BHC-Gamma
- Butachlor
- Carbaryl
- Carbofuran
- Chlordane
- Dalapon
- Di(2-ethylhexyl) adipate
- Di(2-ethylhexyl) phthalate
- Dicamb
- Dieldrin
- Dinoseb
- Diquat
- Endrin
- Ethylene Dibromide
- Glyphosate
- Heptachlor
- Heptachlor Epoxide
- Hexachlorobenzene
- Hexachlorocyclopentadiene
- Lasso
- Methomyl
- Methoxychlor
- Metolachlor
- Metribuzin
- Oxamyl
- Pentachlorophenol
- Picloram
- Propachlor
- Simazine
- Total PCB
- Toxaphene

PFAS (Per- and Polyfluoroalkyl substances)

- PFOA
- PFHxS
- PFOS
- HFPO-DA
- PFNA
- PFBS

RADIONUCLIDES

- Alpha Emitters
- Combined Radium
- Uranium
- Radon





One Water

One Water is a transformative approach to managing and protecting water. The One Water approach supersedes the historical siloed view of water and recognizes that all water has value, whether it is drinking water from the tap, stormwater, groundwater, wastewater, or surface water. In addition to embracing the principle of all water has value, we can ensure we have an adequate supply of water for public health and safety by all playing a role in conserving water by being thoughtful about how we use water inside and outside to make every drop count!

Building a Water System for the Future

To help ensure Texas Water Company (TWC) continues to provide high-quality water and reliable service in an area facing challenges such as rapid growth, recurring drought conditions, rising temperatures, and diminishing rainfall, the company implemented One Water principles across all TWC campuses.

The company's approach extends beyond standard water efficiency measures by installing permanent internal and external infrastructure designed to capture, treat, and reuse alternative water sources at the building level. This comprehensive integration of reclaimed water and reuse supports our mission of sustainable resource management and addresses the pressing environmental concerns affecting the region.

TWC recognizes that all water—stormwater, rainwater, groundwater, surface water and wastewater have value and can be utilized as a single beneficial resource.



The facilities provide a durable framework for reducing potable demand in a drought-sensitive region and are a replicable model for Texas Water Company's future developments, as well as other entities.

Texas Water Company is committed to preserving our environment for current and future generations.

Water conservation educational programs

Infrastructure investments to reduce system water loss

Sustainable design of buildings and facilities



Putting One Water into Practice



Education is an important One Water principle, and TWC has actively embraced this commitment throughout its facilities using signage, displays, an internal wall mural, and a future demonstration screen to communicate and educate employees and guests about One Water features. Purple is the universal color for reclaim water and TWC highlights the purple piping externally and internally to emphasize the connection that all water has value.

TWC facilities are equipped with reclaim water collection systems that capture and store rainwater and HVAC condensate for various non-potable uses, such as flushing toilets and landscape maintenance.

Furthermore, all TWC campuses are landscaped with drought-tolerant plants and without irrigation systems. This approach significantly reduces the reliance on potable water consumption and supports the company's commitment to sustainable resource management.

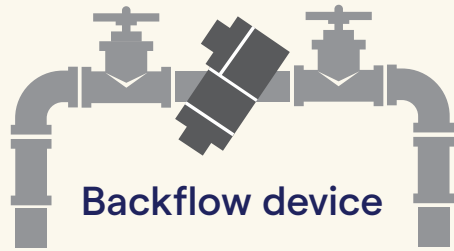
The bio retention cells, also known as rain gardens, are purpose-built depressions that use layers of soil, mulch, rocks, and vegetation to filter stormwater runoff by filtering pollutants and reducing volume of runoff by holding water for infiltration and plant up take. The stormwater infrastructure helps mitigate the company's impact on flash flooding, contributes to recharge, and improves water quality (see Table 1).



Total Suspended Solids (TSS)	90%
Total Nitrogen	30%-50%
Total Phosphorus	30%-90%
Metals (copper, lead, zinc, cadmium)	49%-90%

Table 1. Pollutant Removal Efficiencies

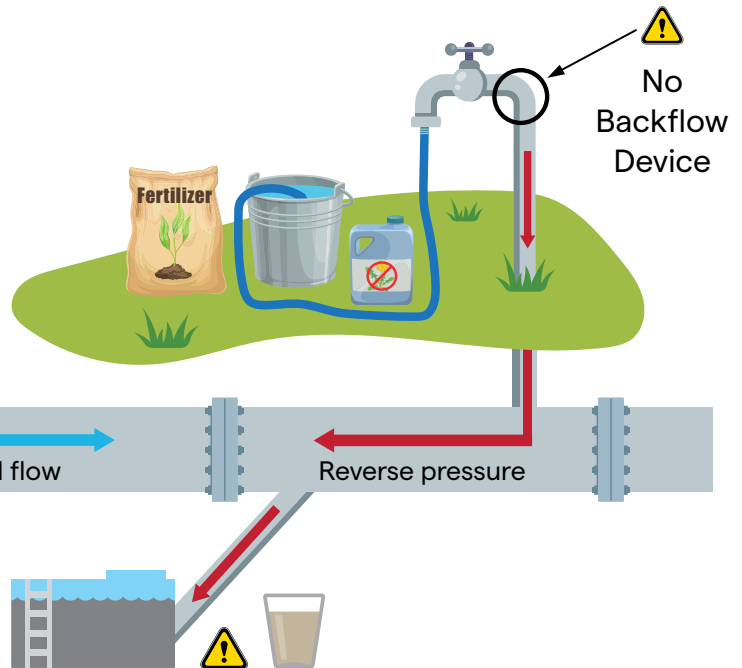
Are you protected?



Keep contaminants out of your community's tap water by using a backflow preventing device.

How Backflow Can Happen

- 1** Your home or business has a connection with the public water system. Normally water flows directly from our main to your property.
- 2** Water pressure is reduced because of a break in the water main or a fire event using a lot of water suddenly.
- 3** The sudden drop in pressure can cause water to reverse flow.
- 4** Dangerous contaminants from the unprotected connection can now potentially enter the drinking water supply.



Backflow incidents can leave communities without safe tap water. Make sure you do your part.

Do:

- Install prevention devices at all needed points on your property such as sprinklers, hose bibs, etc.
- Have each backflow device tested annually by a certified backflow tester.
- Keep the end of hoses off the ground and clear of all possible contaminants.

Don't:

- Submerge hoses in buckets, sinks, tubs, swimming pools, ponds or standing water.
- Use spray attachments (such as chemical solutions aspirators) to fertilize lawn/garden without a backflow prevention device.
- Use a hose to unblock toilets or sewer pipes.

Keep your community safe.

Contact Texas Water Company at 830-312-4600 to make sure you're meeting the legal protection requirement.