

ANNUAL WATER QUALITY REPORT

Reporting Year 2022


Presented By
**The Texas Water Company
for North Point Subdivision**



Este reporte incluye información importante sobre el agua para tomar. Para asistencia en español, favor de llamar al telefono (830) 312-4600.

PWS ID#: 0460235

Introduction



We are proud to provide you with our 2022 Consumer Confidence Report (CCR). This annual water quality report covers all testing performed between January 1 and December 31, 2022. Our team of professionals has spent countless hours collecting samples, analyzing data, and focusing on superior-quality water and our vision: to serve customers, communities, employees, shareholders, and the environment at world-class levels. Our mission, vision, and values bind us together to provide life-sustaining water for our customers, our community, and each other.

As you review the data in the Test Results section, keep in mind that many substances are detected at levels that vary throughout the year and at different locations. As a reminder, just because a substance is detected does not mean the water is unsafe. Natural waters, including the sources used by the Texas Water Company, contain a wide range of natural substances; in fact, some of the minerals detected are essential for good health.

The water source is one of the primary factors that affect the levels of the substances reflected in this report. The Texas Water Company supplies both groundwater and surface water to our customers. Your system relies entirely on groundwater. Generally, groundwater is harder and contains more natural minerals than surface water. On the other hand, surface water typically contains small levels of natural organic substances and requires treatment by filtration. Regardless of the source, regulations require that we disinfect the water with chlorine and maintain a minimum level of chlorine residual throughout the distribution system.

What Causes the Pink Stain on Bathroom Fixtures?

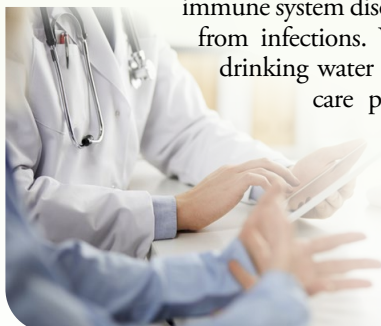
The reddish-pink color frequently noted in bathrooms on shower stalls, tubs, tile, toilets, sinks, and toothbrush holders and on pets' water bowls is caused by the growth of the bacterium *Serratia marcescens*. *Serratia* is commonly isolated from soil, water, plants, insects, and vertebrates (including humans). The bacteria can be introduced into the house through any of the abovementioned sources. The bathroom provides a perfect environment (moist and warm) for bacteria to thrive.

The best solution to this problem is to clean and dry these surfaces to keep them free from bacteria. Chlorine-based compounds work best, but keep in mind that abrasive cleaners may scratch fixtures, making them more susceptible to bacterial growth. Chlorine bleach can be used periodically to disinfect the toilet and help eliminate the occurrence of the pink residue. Keeping bathtubs and sinks wiped down using a solution that contains chlorine will also help to minimize its occurrence. *Serratia* will not survive in chlorinated drinking water.

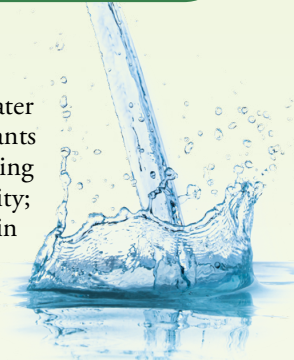
Important Health Information

You may be more vulnerable than the general population to certain microbial contaminants, such as *Cryptosporidium*, in drinking water. Infants, some elderly, or immunocompromised persons such as those undergoing chemotherapy for cancer; those who have undergone organ transplants; those who are undergoing treatment with steroids; and people with HIV/AIDS or other immune system disorders can be particularly at risk from infections. You should seek advice about drinking water from your physician or health care provider. Additional guidelines

on appropriate means to lessen the risk of infection by *Cryptosporidium* are available from the Safe Drinking Water Hotline at (800) 426-4791.



Water Main Flushing



Distribution mains (pipes) convey water to homes, businesses, and hydrants in your neighborhood. The water entering distribution mains is of very high quality; however, water quality can deteriorate in areas of the distribution mains over time. Water main flushing is the process of cleaning the interior of water distribution mains by sending a rapid flow of water through the mains.

Flushing maintains water quality in several ways. For example, flushing removes sediments like iron and manganese. Although iron and manganese do not pose health concerns, they can affect the taste, clarity, and color of the water. Additionally, sediments can shield microorganisms from the disinfecting power of chlorine, contributing to the growth of microorganisms within distribution mains. Flushing helps remove stale water and ensures the presence of fresh water with sufficient dissolved oxygen and disinfectant levels and an acceptable taste and smell.

During flushing operations in your neighborhood, some short-term deterioration of water quality, though uncommon, is possible. You should avoid tap water for household uses at that time. If you do use the tap, allow your cold water to run for a few minutes at full velocity before use and avoid using hot water to prevent sediment accumulation in your hot water tank. Please contact us if you have any questions or if you would like more information on our water main flushing.

QUESTIONS? For more information about this report, or for any questions relating to your drinking water, please contact Kristen Collier, Water Quality Specialist, at (830) 312-4600 or WaterQuality@txwaterco.com.

Contaminants in Source Water

To ensure that tap water is safe to drink, the U.S. EPA prescribes regulations limiting the amount of certain contaminants in water provided by public water systems. U.S. Food and Drug Administration regulations establish limits for contaminants in bottled water, which must provide the same protection for public health. Drinking water, including bottled water, may reasonably be expected to contain at least small amounts of some contaminants. The presence of these contaminants does not necessarily indicate that the water poses a health risk.

The sources of drinking water (both tap water and bottled water) include rivers, lakes, streams, ponds, reservoirs, springs, and wells. As water travels over the surface of the land or through the ground, it can acquire naturally occurring minerals, in some cases radioactive material, and substances resulting from the presence of animals or from human activity. Substances that may be present in source water include:

Microbial Contaminants, such as viruses and bacteria, which may come from sewage treatment plants, septic systems, agricultural livestock operations, or wildlife;

Inorganic Contaminants, such as salts and metals, which can be naturally occurring or may result from urban stormwater runoff, industrial or domestic wastewater discharges, oil and gas production, mining, or farming;

Pesticides and Herbicides, which may come from a variety of sources such as agriculture, urban stormwater runoff, and residential uses;

Organic Chemical Contaminants, including synthetic and volatile organic chemicals, which are by-products of industrial processes and petroleum production and which may also come from gas stations, urban stormwater runoff, and septic systems;

Radioactive Contaminants, which can be naturally occurring or may be the result of oil and gas production and mining activities.

Contaminants may be found in drinking water that may cause taste, color, or odor problems. These types of problems are not necessarily causes for health concerns. For more information on taste, odor, or color of drinking water, please contact our business office at (830) 312-4600. For more information about contaminants and potential health effects, call the U.S. EPA's Safe Drinking Water Hotline at (800) 426-4791.

Water Loss Audit

In the water loss audit submitted to the Texas Water Development Board during the year covered by this report, our system lost an estimated 253,910 gallons of water. If you have any questions about the water loss audit, please call (830) 312-4600.

Chlorination

Disinfection, a chemical process used to control disease-causing microorganisms by killing or inactivating them, is unquestionably the most important step in drinking water treatment. By far, the most common method of disinfection in North America is chlorination.

Before communities began routinely treating drinking water with chlorine (starting with Chicago and Jersey City in 1908), cholera, typhoid fever, dysentery, and hepatitis A killed thousands of U.S. residents annually. Drinking water chlorination and filtration have helped to virtually eliminate these diseases in the U.S. Significant strides in public health are directly linked to the adoption of drinking water chlorination. In fact, the filtration of drinking water and the use of chlorine are probably the most significant public health advancements in human history.

Benefits of Chlorination

Potent Germicide Reduction of many disease-causing microorganisms in drinking water to almost immeasurable levels.


Taste and Odor Reduction of many disagreeable tastes and odors from foul-smelling algae secretions, sulfides, and decaying vegetation.

Biological Growth Elimination of slime bacteria, molds, and algae that commonly grow in water supply reservoirs, on the walls of water mains, and in storage tanks.

Chemical Removal of hydrogen sulfide (which has a rotten egg odor), ammonia, and other nitrogenous compounds that have unpleasant tastes and hinder disinfection. It also helps to remove iron and manganese from raw water.

Lead in Home Plumbing

If present, elevated levels of lead can cause serious health problems, especially for pregnant women and young children. Lead in drinking water is primarily from materials and components associated with service lines and home plumbing. This water supply is responsible for providing high-quality drinking water, but we cannot control the variety of materials used in plumbing components. When your water has been sitting for several hours, you can minimize the potential for lead exposure by flushing your tap for 30 seconds to two minutes before using water for drinking or cooking. If you are concerned about lead in your water, you may wish to have your water tested. Information on lead in drinking water, testing methods, and steps you can take to minimize exposure is available from the Safe Drinking Water Hotline at (800) 426-4791 or at www.epa.gov/safewater/lead.



Tip Top Tap

The most common signs that your faucet or sink is affecting the quality of your drinking water are discolored water, sink or faucet stains, a buildup of particles, unusual odors or tastes, and a reduced flow of water. The solutions to these problems may be in your hands.

Kitchen Sink and Drain

Hand washing, soap scum buildup, and the handling of raw meats and vegetables can contaminate your sink. Clogged drains can lead to unclean sinks and backed-up water in which bacteria (i.e., pink or black slime growth) can grow and contaminate the sink area and faucet, causing a rotten egg odor. Disinfect and clean the sink and drain area regularly and flush with hot water.

Faucets, Screens, and Aerators

Chemicals and bacteria can splash and accumulate on the faucet screen and aerator, which are located on the tip of faucets and can collect particles like sediment and minerals, resulting in a decreased flow from the faucet. Clean and disinfect the aerators or screens on a regular basis.

Check with your plumber if you find particles in the faucet screen, as they could be pieces of plastic from the hot water heater dip tube. Faucet gaskets can break down and cause black, oily slime. If you find this slime, replace the faucet gasket with a higher-quality product. White scaling or hard deposits on faucets and showerheads may be caused by water with high levels of calcium carbonate. Clean these fixtures with vinegar or use water softening to reduce the calcium carbonate levels for the hot water system.

Water Filtration/Treatment Devices

A smell of rotten eggs can be a sign of bacteria on the filters or in the treatment system. The system can also become clogged over time, so regular filter replacement is important. (Remember to replace your refrigerator filter!)



What Are PFAS?

Per- and polyfluoroalkyl substances (PFAS) are a group of manufactured chemicals used worldwide since the 1950s to make fluoropolymer coatings and products that resist heat, oil, stains, grease, and water. During production and use, PFAS can migrate into the soil, water, and air. Most PFAS do not break down; they remain in the environment, ultimately finding their way into drinking water. Because of their widespread use and their persistence in the environment, PFAS are found all over the world at low levels. Some PFAS can build up in people and animals with repeated exposure over time.

The most commonly studied PFAS are perfluorooctanoic acid (PFOA) and perfluorooctane sulfonic acid (PFOS). PFOA and PFOS have been phased out of production and use in the United States, but other countries may still manufacture and use them.

Some products that may contain PFAS include:

- Some grease-resistant paper, fast food containers/wrappers, microwave popcorn bags, pizza boxes
- Nonstick cookware
- Stain-resistant coatings used on carpets, upholstery, and other fabrics
- Water-resistant clothing
- Personal care products (shampoo, dental floss) and cosmetics (nail polish, eye makeup)
- Cleaning products
- Paints, varnishes, and sealants

Even though recent efforts to remove PFAS have reduced the likelihood of exposure, some products may still contain them. If you have questions or concerns about products you use in your home, contact the Consumer Product Safety Commission at (800) 638-2772. For a more detailed discussion on PFAS, please visit <http://bit.ly/3Z5AMm8>.

What's a Cross-Connection?

Cross-connections that contaminate drinking water distribution lines are a major concern. A cross-connection is formed at any point where a drinking water line connects to equipment (boilers), systems containing chemicals (air-conditioning systems, fire sprinkler systems, irrigation systems), or water sources of questionable quality. Cross-connection contamination can occur when the pressure in the equipment or system is greater than the pressure inside the drinking water line (backpressure). Contamination can also occur when the pressure in the drinking water line drops due to fairly routine occurrences (main breaks, heavy water demand), causing contaminants to be sucked out from the equipment and into the drinking water line (backsiphonage).

Outside water taps and garden hoses tend to be the most common sources of cross-connection contamination at home. The garden hose creates a hazard when submerged in a swimming pool or attached to a chemical sprayer for weed killing. Garden hoses that are left lying on the ground may be contaminated by fertilizers, cesspools, or garden chemicals. Improperly installed valves in your toilet could also be a source of cross-connection contamination.

Community water supplies are continuously jeopardized by cross-connections unless appropriate valves, known as backflow prevention devices, are installed and maintained. We have surveyed industrial, commercial, and institutional facilities in the service area to make sure that potential cross-connections are identified and eliminated or protected by a backflow preventer. We also inspect and test backflow preventers to make sure that they provide maximum protection. For more information on backflow prevention, contact the Safe Drinking Water Hotline at (800) 426-4791.



Source Water Assessment

The Texas Commission on Environmental Quality (TCEQ) completed an assessment of your source water, and results indicate that some of our sources are susceptible to certain contaminants. The sampling requirements for your water system are based on this susceptibility and previous sample data. Any detections of these contaminants will be found in this CCR. For more information on source water assessments and protection efforts at our system, contact Kristen Collier, Water Quality Specialist, at (830) 312-4600 or WaterQuality@txwaterco.com.

SYSTEM SUSCEPTIBILITY SUMMARY: NORTH POINT SUBDIVISION

ASBESTOS	CYANIDE	METALS	MICROBIAL	MINERALS	RADIOCHEMICAL	SYNTHETIC ORGANIC CHEMICALS	DISINFECTION BYPRODUCT	VOLATILE ORGANIC CHEMICALS	DRINKING WATER CONTAMINANT CANDIDATE	OTHER
----	MEDIUM	HIGH	MEDIUM	HIGH	----	HIGH	HIGH	HIGH	HIGH	----

ENTRY POINT SUSCEPTIBILITY SUMMARY

ASBESTOS	CYANIDE	METALS	MICROBIAL	MINERALS	RADIOCHEMICAL	SYNTHETIC ORGANIC CHEMICALS	DISINFECTION BYPRODUCT	VOLATILE ORGANIC CHEMICALS	DRINKING WATER CONTAMINANT CANDIDATE	OTHER
----	MEDIUM	HIGH	MEDIUM	HIGH	----	HIGH	HIGH	HIGH	HIGH	----

Where Does My Water Come From?

SJWTX North Point Subdivision provides groundwater from the Trinity Aquifer, located in Comal County.

SOURCE NAME / LOCATION	SOURCE WATER	TYPE OF WATER	REPORT STATUS	TCEQ SOURCE ID
North Point	Trinity Aquifer	Groundwater	Active	G0460235A / G0460235B

Further details about sources and source water assessments are available from Drinking Water Watch at <https://dww2.tceq.texas.gov/DWW/>.

Test Results

Our water is monitored for many different kinds of substances on a very strict sampling schedule, and the water we deliver must meet specific health standards. Here, we only show those substances that were detected in our water (a complete list of all our analytical results is available upon request). Remember that detecting a substance does not mean the water is unsafe to drink; our goal is to keep all detects below their respective maximum allowed levels.

The state recommends monitoring for certain substances less than once per year because the concentrations of these substances do not change frequently. In these cases, the most recent sample data are included, along with the year in which the sample was taken.

Understanding Your Report

For each substance listed, compare the value in the Amount Detected column with the value in the MCL (or AL or SCL) column. If the Amount Detected value is smaller, your water meets the health and safety standards set for the substance. If there was a violation, you will see a detailed description of the event in this report. We are pleased to report that your drinking water meets or exceeds all federal and state requirements.

The Range column displays the lowest and highest sample readings. If the lowest sample reading and the highest sample reading are the same or there is an NA in this column, that means that only a single sample was taken to test for the substance (assuming there is a reported value in the Amount Detected column).

If there is an ND, that means multiple samples were taken, but the substance was not detected above the limits of the testing equipment.

If there is sufficient evidence to indicate where the substance originates, it will be listed under Typical Source.

REGULATED SUBSTANCES

SUBSTANCE (UNIT OF MEASURE)	YEAR SAMPLED	MCL [MRDL]	MCLG [MRDLG]	HIGHEST AMOUNT DETECTED	RANGE LOW-HIGH	VIOLATION	TYPICAL SOURCE
Barium (ppm)	2020	2	2	0.0261	0.0261–0.0261	No	Discharge of drilling wastes; discharge from metal refineries; erosion of natural deposits
Beta/Photon Emitters (pCi/L)	2019	50	0	6.2	6.2–6.2	No	Decay of natural and human-made deposits
Chlorine (ppm)	2022	[4]	[4]	1.31 ¹	1.10–1.67	No	Water additive used to control microbes
Combined Radium 226/228 (pCi/L)	2019	5	0	1.91	1.91–1.91	No	Erosion of natural deposits
Fluoride (ppm)	2022	4	4	0.92	0.92–0.92	No	Erosion of natural deposits; water additive which promotes strong teeth; discharge from fertilizer and aluminum factories
Gross Alpha [excluding radon and uranium] (pCi/L)	2019	15	0	7	7–7	No	Erosion of natural deposits
Nitrate [measured as Nitrogen] (ppm)	2022	10	10	0.08	0.08–0.08	No	Runoff from fertilizer use; leaching from septic tanks, sewage; erosion of natural deposits
TTHMs [total trihalomethanes]–Stage 2 (ppb)	2022	80	NA	1 ²	1–1	No	By-product of drinking water disinfection
Uranium (ppb)	2019	30	0	1.8	1.8–1.8	No	Erosion of natural deposits

Tap water samples were collected for lead and copper analyses from sample sites throughout the community

SUBSTANCE (UNIT OF MEASURE)	YEAR SAMPLED	AL	MCLG	HIGHEST AMOUNT DETECTED (90TH %ILE)	SITES ABOVE AL/TOTAL SITES	VIOLATION	TYPICAL SOURCE
Copper (ppm)	2022	1.3	1.3	0.076	0/5	No	Erosion of natural deposits; leaching from wood preservatives; corrosion of household plumbing systems
Lead (ppb)	2022	15	0	1.1	0/5	No	Corrosion of household plumbing systems; erosion of natural deposits

¹ Calculated as an average.

² Highest average of all sample results collected at a location over a year.

Definitions

90th %ile: The levels reported for lead and copper represent the 90th percentile of the total number of sites tested. The 90th percentile is equal to or greater than 90% of our lead and copper detections.

AL (Action Level): The concentration of a contaminant which, if exceeded, triggers treatment or other requirements which a water system must follow.

Average (avg): Regulatory compliance with some MCLs are based on running annual average of monthly samples.

Level 1 Assessment: A Level 1 assessment is a study of the water system to identify potential problems and determine (if possible) why total coliform bacteria have been found in the water system.

Level 2 Assessment: A Level 2 assessment is a very detailed study of the water system to identify potential problems and determine (if possible) why an E. coli MCL violation has occurred and/ or why total coliform bacteria have been found in the water system on multiple occasions.

MFL: million fibers per liter (a measure of asbestos)

MCL (Maximum Contaminant Level): The highest level of a contaminant that is allowed in drinking water. MCLs are set as close to the MCLGs as feasible using the best available treatment technology.

MCLG (Maximum Contaminant Level Goal): The level of a contaminant in drinking water below which there is no known or expected risk to health. MCLGs allow for a margin of safety.

MRDL (Maximum Residual Disinfectant Level): The highest level of a disinfectant allowed in drinking water. There is convincing evidence that addition of a disinfectant is necessary for control of microbial contaminants.

MRDLG (Maximum Residual Disinfectant Level Goal): The level of a drinking water disinfectant below which there is no known or expected risk to health. MRDLGs do not reflect the benefits of the use of disinfectants to control microbial contaminants.

mrem: millirems per year (a measure of radiation absorbed by the body)

NA: Not applicable.

ND (Not detected): Indicates that the substance was not found by laboratory analysis.

NTU (Nephelometric Turbidity Units): Measurement of the clarity, or turbidity, of water. Turbidity in excess of 5 NTU is just noticeable to the average person.

pCi/L (picocuries per liter): A measure of radioactivity.

ppb (parts per billion): One part substance per billion parts water (or micrograms per liter).

ppm (parts per million): One part substance per million parts water (or milligrams per liter).

ppq: parts per quadrillion, or picograms per liter (pg/L)

ppt: parts per trillion, or nanograms per liter (ng/L)

TT (Treatment Technique): A required process intended to reduce the level of a contaminant in drinking water.